


Ultra small size, High sensitive (50mW,150mW), Single pole relay RSE Relay

Features

- ◇ Ultra small size, high sensitive single pole relay.
- ◇ High sensitive (150mW), standard (200mW) & 280mW.
- ◇ Sealed construction.
- ◇ 12(L) x 7.3(W) x 9.7(H)mm
- ◇ Approved by UL / C-UL




Applications

- ◇ Automotive (Auto mirror controller etc.)
- ◇ Telephones, Modem, Facsimile.
- ◇ Portable equipment, Audio equipment.

UL / C-UL Rating

1A30VDC,0.3A60VDC,0.5A125VAC (UL/C-UL File No.E128155)

Model Number



Products Line (Standard type , 1 Form C)(at 20 degree Celsius)

Model number	Nominal Voltage (VDC)	Pick-up voltage (VDC)	Drop-out voltage (VDC)	Coil resistance (ohm)	Nominal operating current (mA)	Electric power consumption (mW)	Max .allowable voltage (VDC)
RSE-1.5	1.5	75% Max .of nominal voltage	10% Min .of nominal voltage	11.3	133.0	200	130% of nominal voltage
RSE-3	3			45.0	66.7		
RSE-5	5			125.0	40.0		
RSE-6	6			180.0	33.3		
RSE-9	9			405.0	22.2		
RSE-12	12			720.0	16.7		
RSE-24	24			2,880.0	8.33		

Products Line (High sensitive type , 1 Form C)(at 20 degree Celsius)

Model number	Nominal Voltage (VDC)	Pick-up voltage (VDC)	Drop-out voltage (VDC)	Coil resistance (ohm)	Nominal operating current (mA)	Electric power consumption (mW)	Max .allowable voltage (VDC)
RSE-1.5-S	1.5	75% Max .of nominal voltage	10% Min .of nominal voltage	15.0	100.0	150	150% of nominal voltage
RSE-3-S	3			60.0	50.0		
RSE-5-S	5			167.0	30.0		
RSE-6-S	6			240.0	25.0		
RSE-9-S	9			540.0	16.7		
RSE-12-S	12			960.0	12.5		
RSE-24-S	24			3,840.0	6.25		

□ Products Line (General purpose type , 1 Form C)(at 20 degree Celsius)

Model number	Nominal Voltage (VDC)	Pick-up voltage (VDC)	Drop-out voltage (VDC)	Coil resistance (ohm)	Nominal operating current (mA)	Electric power consumption (mW)	Max .allowable voltage (VDC)
RSE-1.5-E	1.5	70% Max .of nominal voltage	5% Min .of nominal voltage	8.0	188.0	280	110% of nominal voltage
RSE-3-E	3			32.1	93.5		
RSE-5-E	5			89.3	56.0		
RSE-6-E	6			129.0	46.7		
RSE-9-E	9			289.0	31.1		
RSE-12-E	12			514.0	23.3		
RSE-24-E	24			2,060.0	11.7		

□ Products Line (High sensitive type , 1 Form A)(at 20 degree Celsius)

Model number	Nominal Voltage (VDC)	Pick-up voltage (VDC)	Drop-out voltage (VDC)	Coil resistance (ohm)	Nominal operating current (mA)	Electric power consumption (mW)	Max .allowable voltage (VDC)
RSE-1a-1.5-S	1.5	80% Max .of nominal voltage	10% Min .of nominal voltage	45.0	33.3	50	180% of nominal voltage
RSE-1a-3-S	3			180.0	16.7		
RSE-1a-5-S	5			500.0	10.0		
RSE-1a-6-S	6			720.0	8.33		
RSE-1a-9-S	9			1,620.0	5.56		
RSE-1a-12-S	12			2,880.0	4.17		

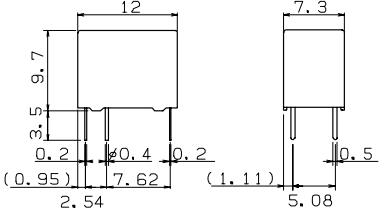
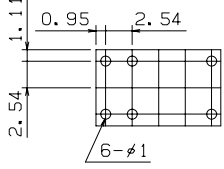
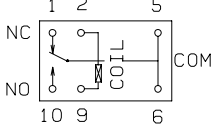
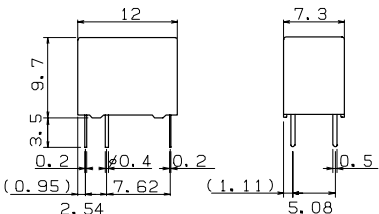
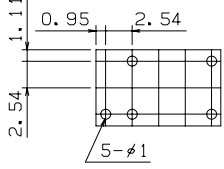
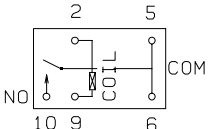
□ Typical Specifications

Item		Specifications	
Contact	Arrangement	1a, 1c	
	Initial contact resistance max.	Max.100 milliohm (By voltage drop 6VDC 1A)	
	Material	Silver alloy, gold clad	
Rating	Nominal switching capacity	1A30VDC, 0.3A60VDC, 0.5A125VAC*	
	Max .switching power	30W, 60VA	
	Max .switching voltage	60VDC, 125VAC	
	Max .switching current	1A (DC 30V)	
Electrical specification	Initial insulation resistance	Min. 100 megohm (at 500VDC)	
	Withstanding voltage (Initial)	Between open Contacts	AC500V (1 minute)
		Between contacts and Coil	AC1,000V (1 minute)
	Coil Temperature rise(at nominal voltage)	Max. 50 degree Celsius	
	Operate time(at nominal voltage)	Max. 5msec	
	Release time(at nominal voltage)	Max. 5msec	
Mechanical specification	Shock resistance	Functional	Min. 98m/s ² (10G)
		Destruction	Min. 980 m/s ² (100G)
	Vibration resistance	Functional	10 to 55Hz at double amplitude of 1.0mm
		Destruction	10 to 55Hz at double amplitude of 2.0mm
Life expectancy	Mechanical life	10,000,000 operations (at 180cpm)	
	Electrical life(at rating)	100,000 operations (at 20cpm)	
Ambient temperature	Operating	-40 to +70 degree Celsius (without being frozen)	
Unit weight		Approx. 1.8g	

*These AC ratings are under random phase-control. In driving AC load, life expectancy so greatly depends on the phase at turning on or off so that user should check selected relays with actual load

Dimensions

Unit:mm

Dimensions	PC board pattern (Bottom view)	Schematics (Bottom view)
<p>1 Form C</p> 	<p>1 Form C</p> 	<p>1 Form C</p> 
<p>1 Form A</p> 	<p>1 Form A</p> 	<p>1 Form A</p> 

Note

1. The appearance and specifications of the product may be modified without prior notice to improve its performance.
2. This catalog shows only outline specifications. When using the product, please obtain formal specifications for supply.
3. Please see appendix "Technical Definitions" and "Technical Notes".
4. Please feel free to contact us for relays with the specifications not shown in this catalogue.
5. Please confirm the performance on actual operation by simulation with actual environments for high reliability.