

SANYO

No.3103A

2SA1624

PNP Epitaxial Planar Silicon Transistor

Color TV Chroma Output,
High-Voltage Driver Applications**Features**

- High breakdown voltage
- Small reverse transfer capacitance and excellent high frequency characteristics
- Adoption of FBET process

Absolute Maximum Ratings at Ta = 25°C

			unit
Collector to Base Voltage	V _{CB0}	-300	V
Collector to Emitter Voltage	V _{CEO}	-300	V
Emitter to Base Voltage	V _{EBO}	-5	V
Collector Current	I _C	-100	mA
Peak Collector Current	i _{cp}	-200	mA
Collector Dissipation	P _C	500	mW
Junction Temperature	T _j	150	°C
Storage Temperature	T _{stg}	-55 to +150	°C

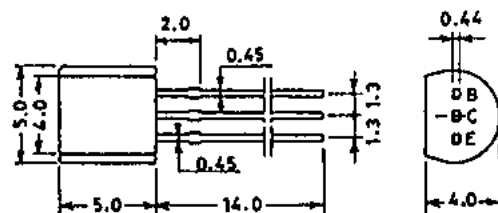
Electrical Characteristics at Ta = 25°C

			min	typ	max	unit
Collector Cutoff Current	I _{CBO}	V _{CB} = -200V, I _E = 0			-0.1	μA
Emitter Cutoff Current	I _{EBO}	V _{EB} = -4V, I _C = 0			-0.1	μA
DC Current Gain	h _{FE}	V _{CE} = -10V, I _C = -1mA	60		320	
Gain-Bandwidth Product	f _T	V _{CB} = -30V, I _C = -10mA		70		MHz
C-E Saturation Voltage	V _{CE(sat)}	I _C = -10mA, I _B = -1mA			-0.6	V
B-E Saturation Voltage	V _{BE(sat)}	I _C = -10mA, I _B = -1mA			-1.0	V
C-B Breakdown Voltage	V _{(BR)CBO}	I _C = -10μA, I _E = 0	-300			V
C-E Breakdown Voltage	V _{(BR)CEO}	I _C = -1mA, R _{BE} = ∞	-300			V
E-B Breakdown Voltage	V _{(BR)EBO}	I _E = -10μA, I _C = ∞	-5			V
Output Capacitance	C _{ob}	V _{CB} = -30V, f = 1MHz		2.4		pF
Reverse Transfer Capacitance	C _{ro}	V _{CB} = -30V, f = 1MHz		1.5		pF

※ : The 2SA1624 is classified by 1mA h_{FE} as follows :

60	D	120	100	E	200	160	F	320
----	---	-----	-----	---	-----	-----	---	-----

Case Outline 2003A
(unit : mm)



JEDEC: TO-92
EIAJ : SC-43
SANYO: NP

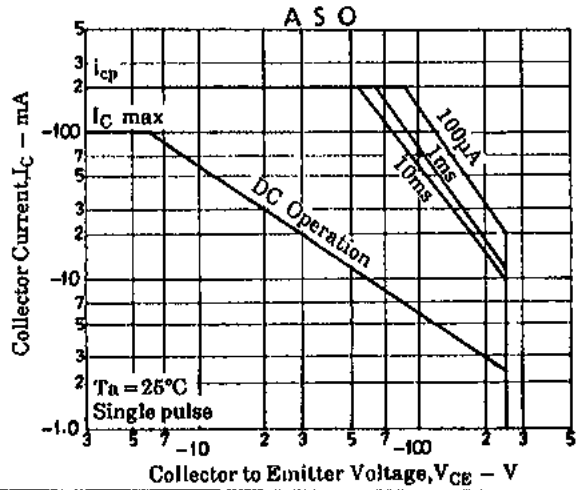
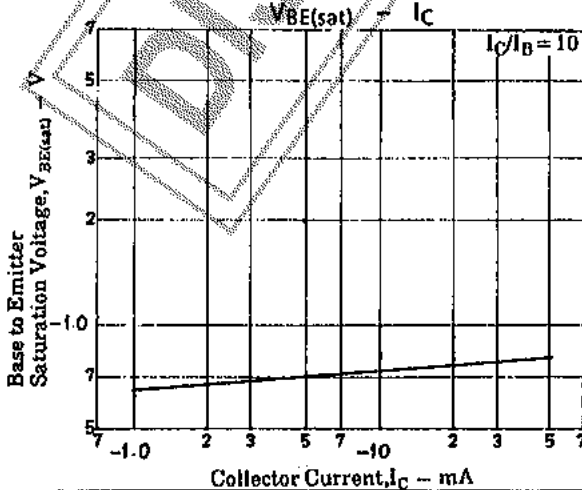
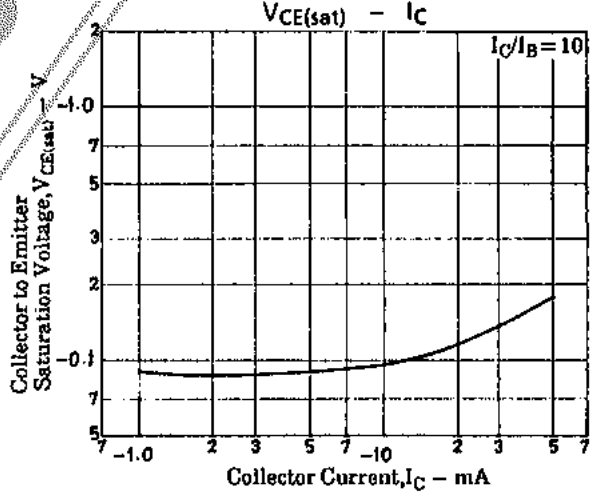
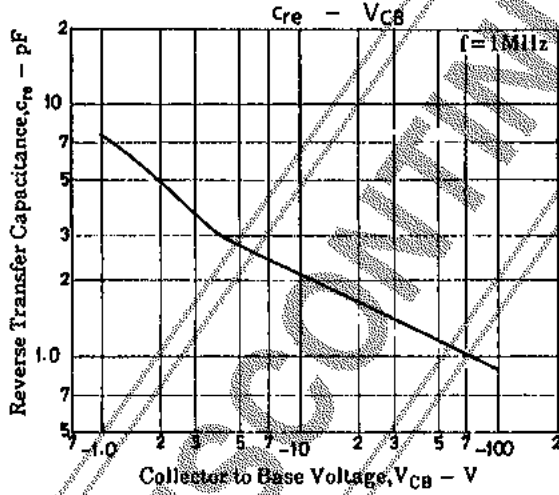
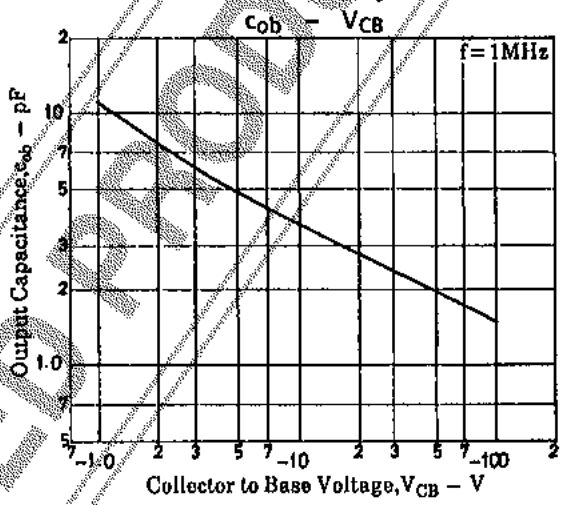
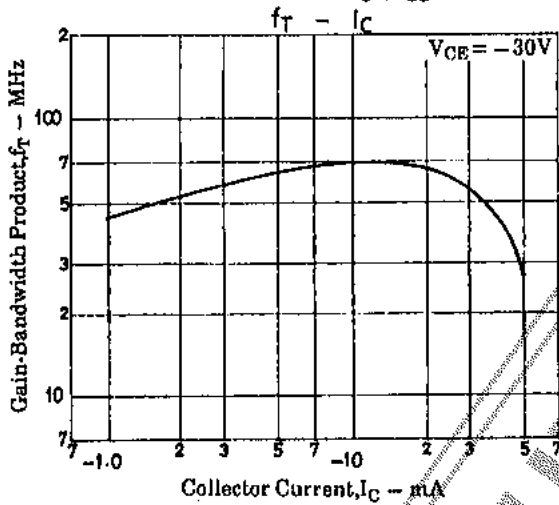
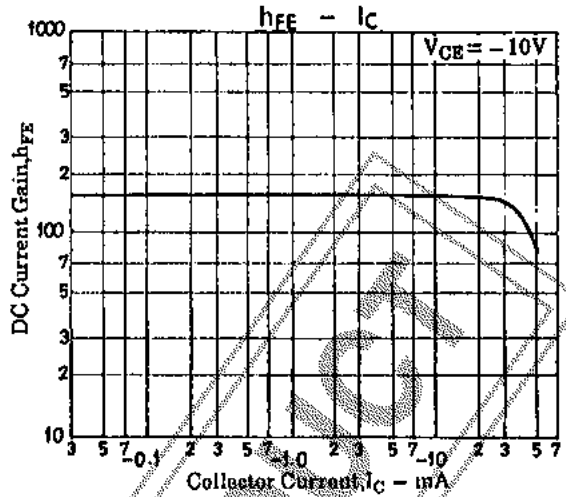
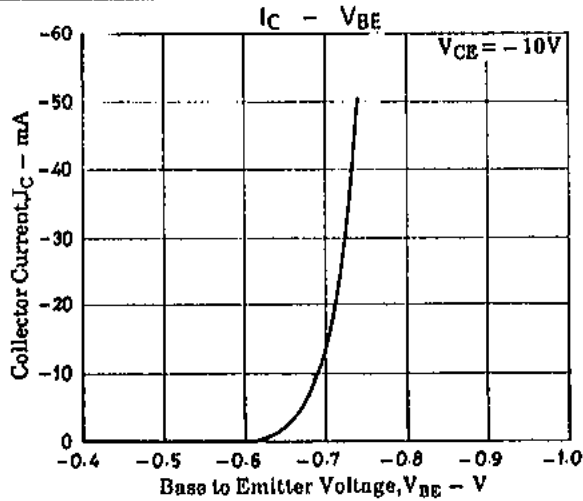
B: Base
C: Collector
E: Emitter

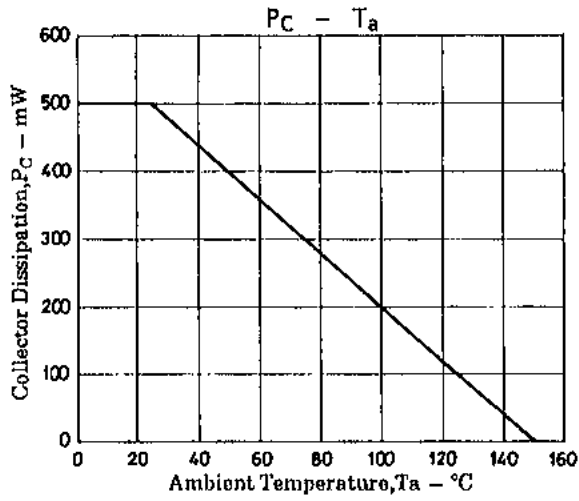
Specifications and information herein are subject to change without notice.

SANYO Electric Co., Ltd. Semiconductor Overseas Marketing Div.
Natsume Bldg., 18-6, 2-chome, Yushima, Bunkyo-ku, TOKYO 113 JAPAN

5070MO/N149MO, TS No.3103-1/3

2SA1624





The application circuit diagrams and circuit constants herein are included as an example and provide no guarantee for designing equipment to be mass-produced. The information herein is believed to be accurate and reliable. However, no responsibility is assumed by SANYO for its use; nor for any infringements of patents or other rights of third parties which may result from its use.

DISCONTINUED PRODUCT